



REPUBLIKA E SHQIPERISE
MINISTRIA E FINANCAVE
DREJTORIA E PERGJITHSHME E MENAXHIMIT TE BORXHIT PUBLIK

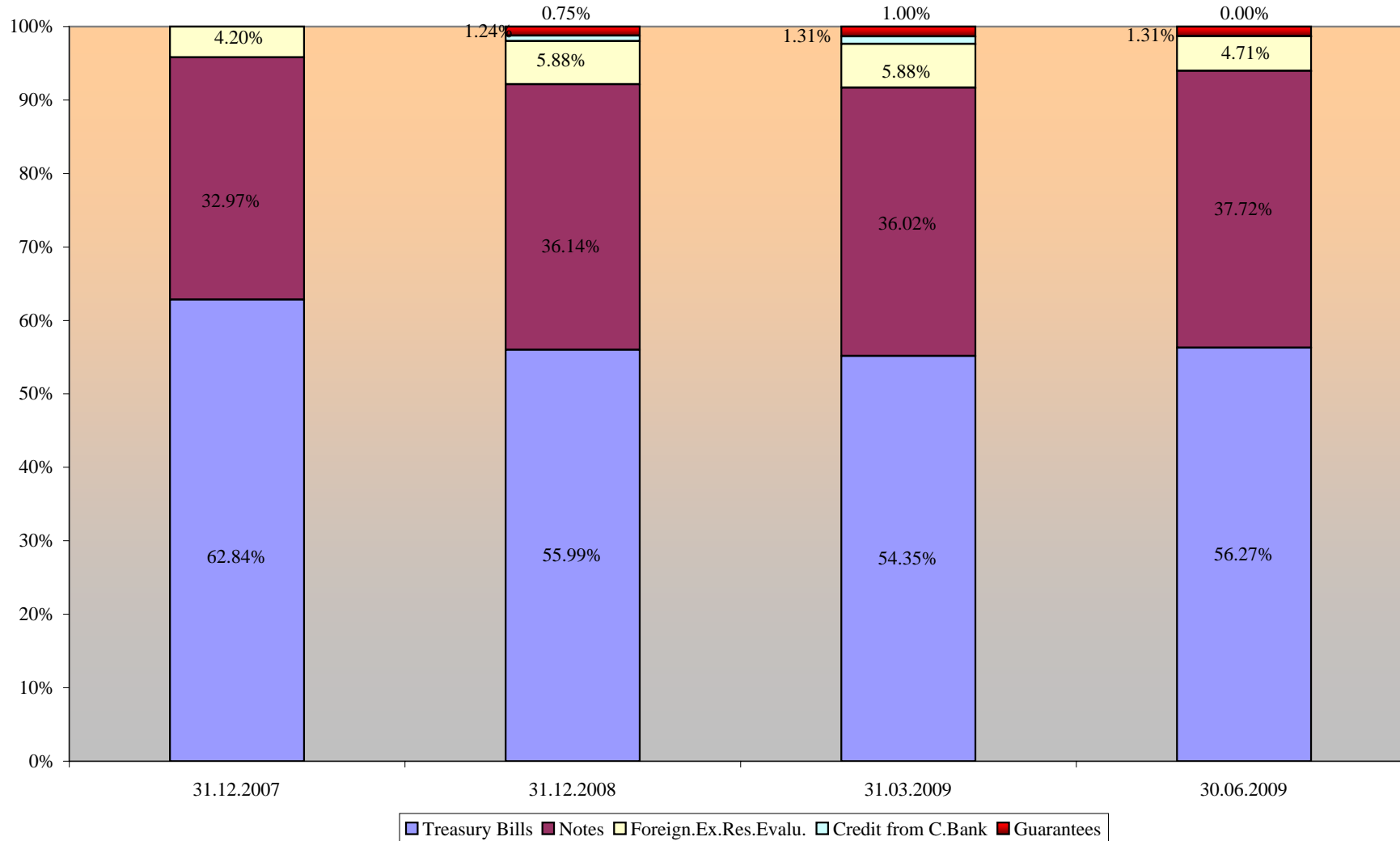


Domestic Debt Stock by Instruments

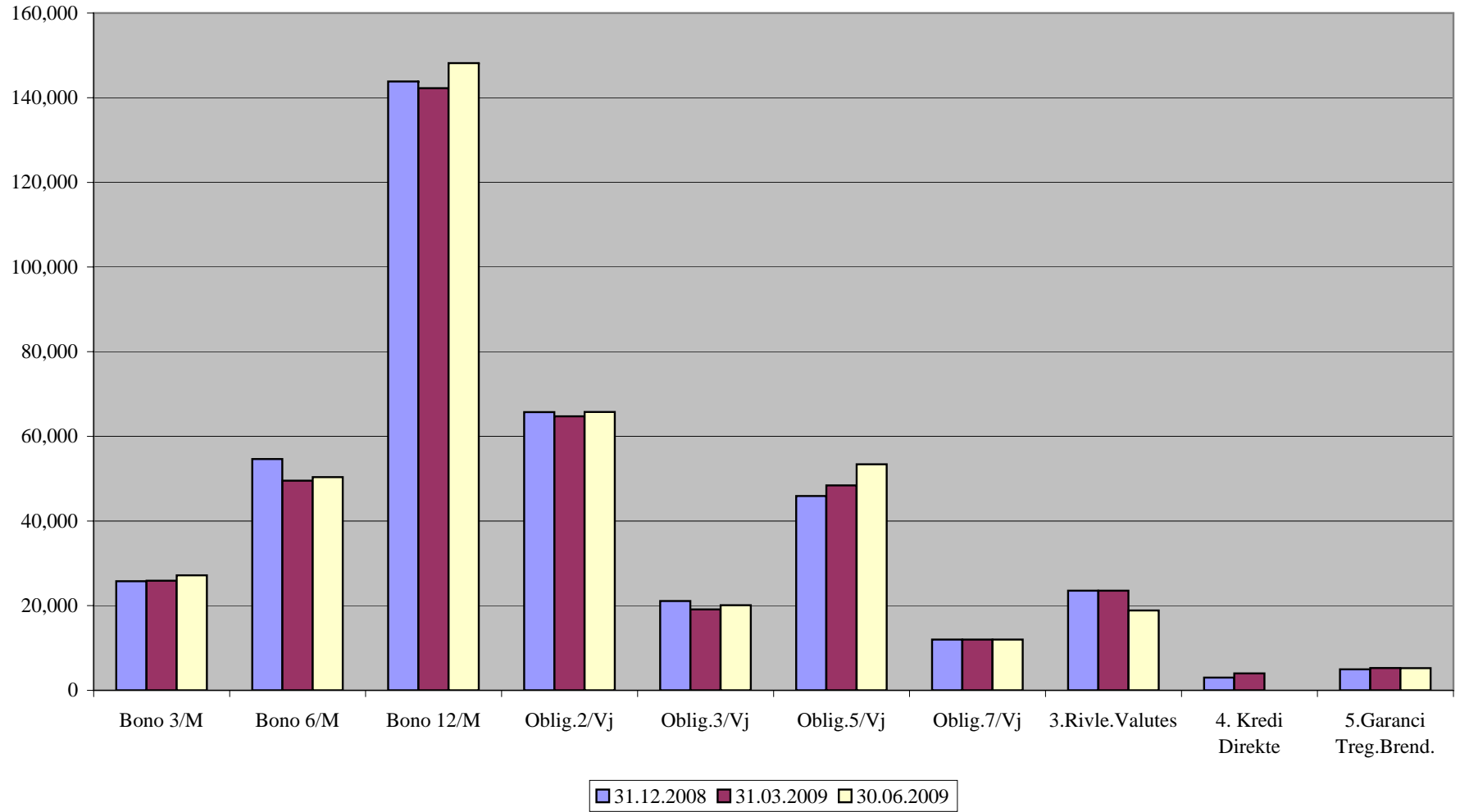
ne milion leke

	31.12.2008		31.03.2009		30.06.2009		
	Purchase value	%	Purchase value	%	Purchase value	%	
Stoku I Borxhit Gjithsej	400,456		394,669		401,045		Total Debt Stock
I.Borxhi Shteteror	395,504	98.76	389,418	98.67	395,804	98.69	I.Public Debt
1.Instrumenta afatshkurter	224,224	55.99	217,638	55.14	225,677	56.27	I.Short term Instruments
Bono 3/M	25,774	6.44	25,883	6.56	27,152	6.77	3 Month Bills
Bono 6/M	54,631	13.64	49,512	12.55	50,364	12.56	6 Month Bills
Bono 12/M	143,819	35.91	142,243	36.04	148,161	36.94	1 Year Bills
2.Instrumenta afatgjate	144,740	36.14	144,240	36.55	151,257	37.72	II. Long term Instruments
Oblig.2/Vj	65,730	16.41	64,730	16.40	65,747	16.39	2 Year Note
Oblig.3/Vj	21,100	5.27	19,100	4.84	20,100	5.01	3 Year Note
Oblig.5/Vj	45,910	11.46	48,410	12.27	53,410	13.32	5 Year Note
Oblig.7/Vj	12,000	3.00	12,000	3.04	12,000	2.99	7 Year Note
3. Kredi Direkte	3,000	0.75	4,000	1.01	0	0.00	Central Bank Credits
4.Rivleresimi Valutes	23,540	5.88	23,540	5.96	18,870	4.71	Forgn.Ex.Res.Evalu.
II.Borxhi i Garantuar	4,952	1.24	5,251	1.33	5,241	1.31	II.Publicly Guaranteed Debt
1. Garanci Treg.Brend.	4,952	1.24	5,251	1.33	5,241	1.31	Guarantees

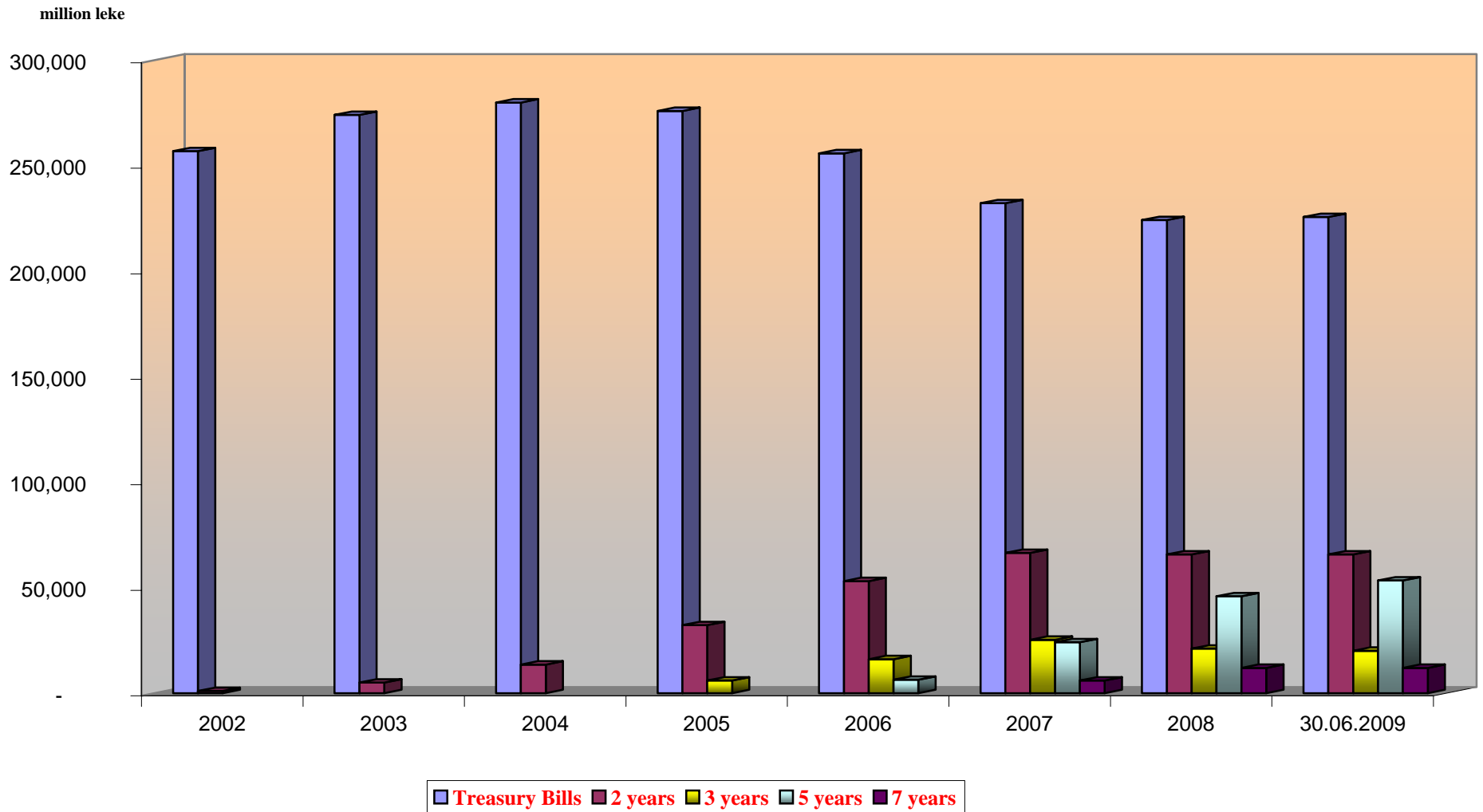
Stoku i Borxhit te Brendshem sipas instrumentave
Domestic Debt Stock by Instruments



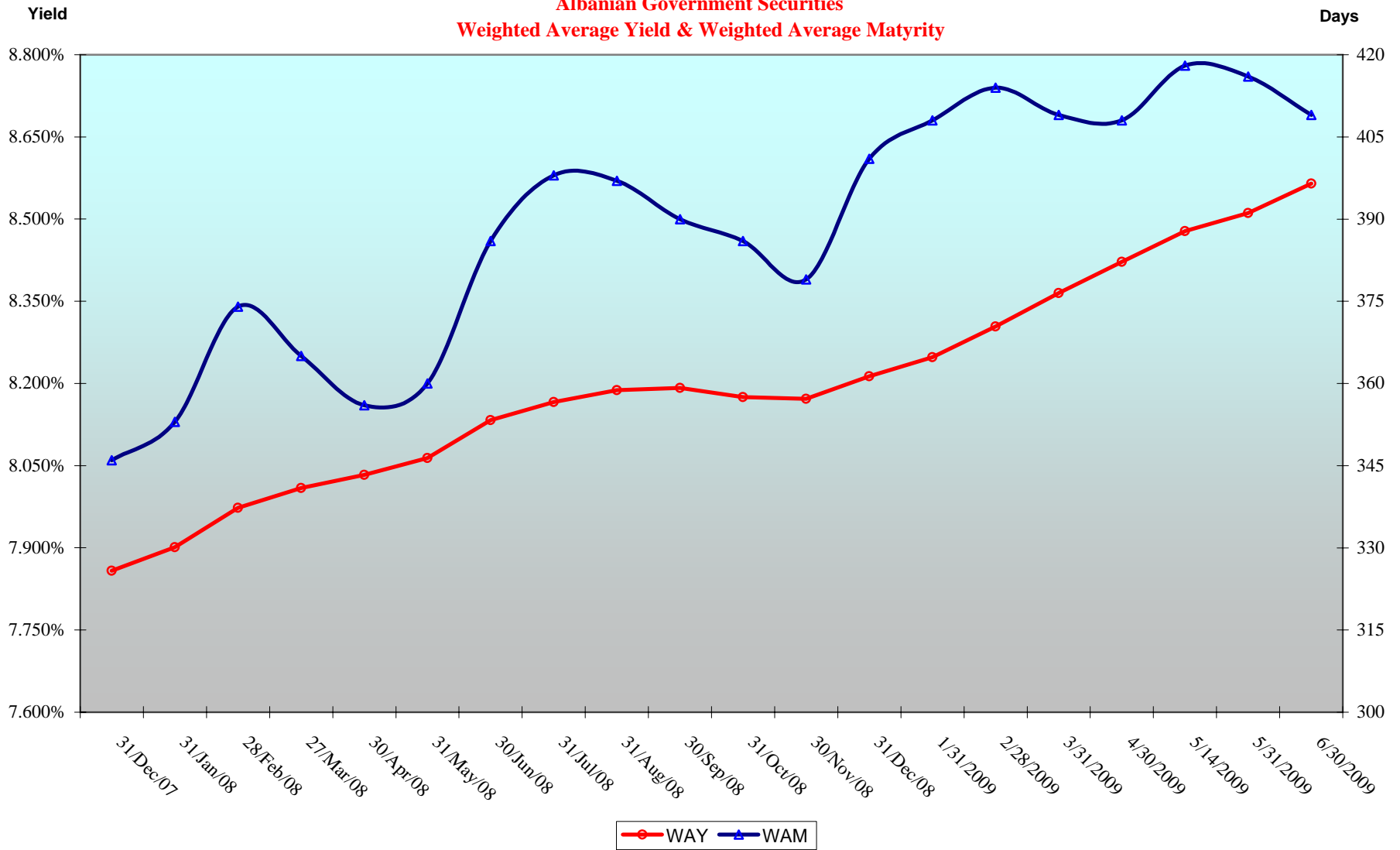
Ecuria e Instrumentave te Borxhit te Brendshem
Evolution of Domestic Debt Instruments



Evolution of Government Securities 2002-2009



Letrat me Vlere te Qeverise
Yield-i Mesatar & Dite Mesatare ne maturim
Albanian Government Securities
Weighted Average Yield & Weighted Average Matyrity

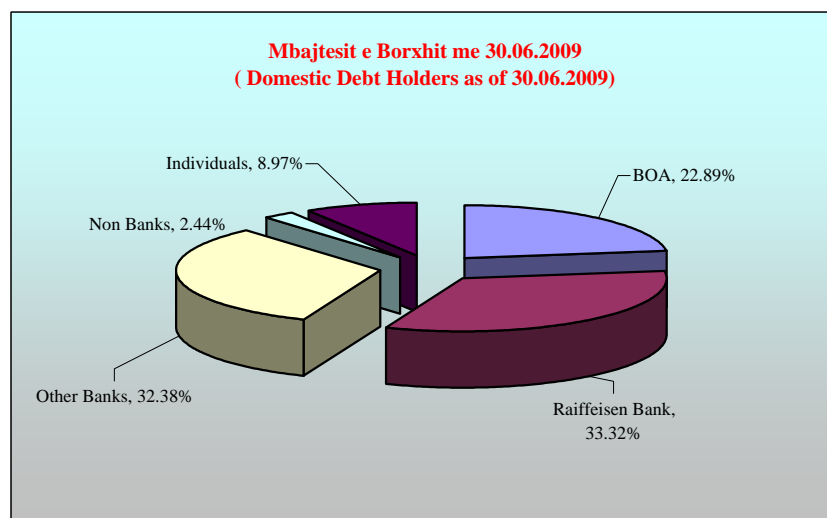
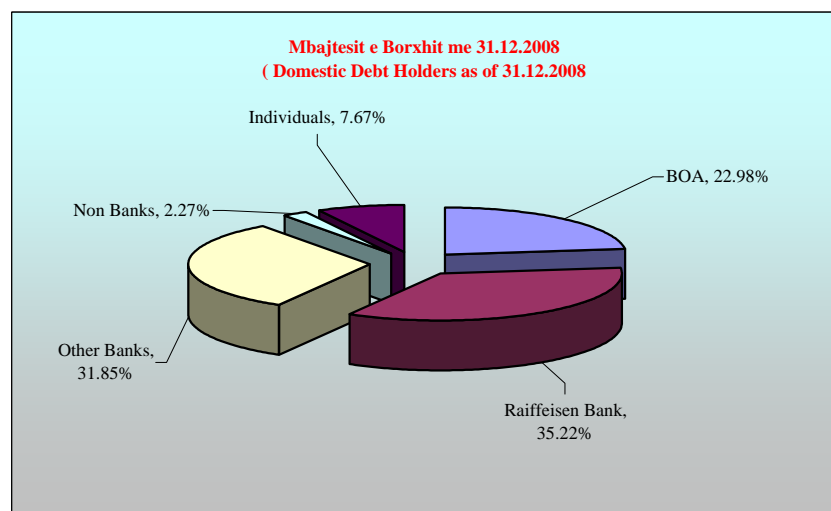


Dite Mesatare ne Maturim & Yield-i Mesatar i Ponderuar

	Average Maturity	Average Yield	Averg. Mat Pa BOA	Averg Yield Pa BOA
31,12,2005	195	7.427	223	7.589
31,12,2006	242	6.744	284	6.807
31,12,2007	346	7.858	409	8.070
31,01,2008	353	7.901	415	8.122
28,02,2008	374	7.973	435	8.177
27,03,2008	365	8.009	426	8.216
30,04,2008	356	8.033	415	8.243
31,05,2008	360	8.064	421	8.276
30,06,2008	386	8.133	452	8.354
31,07,2008	398	8.166	462	8.395
31,08,2008	397	8.188	494	8.461
30,09,2008	390	8.192	456	8.422
31,10,2008	386	8.175	450	8.414
30,11,2008	379	8.172	445	8.421
31.12.2008	401	8.213	470	8.461
31.01.2009	408	8.248	475	8.507
29.02.2009	414	8.304	485	8.572
31.03.2009	409	8.365	485	8.647
30.04.2009	408	8.422	482	8.702
31.05.2009	416	8.511	492	8.791
30.06.2009	409	8.565	486	8.844

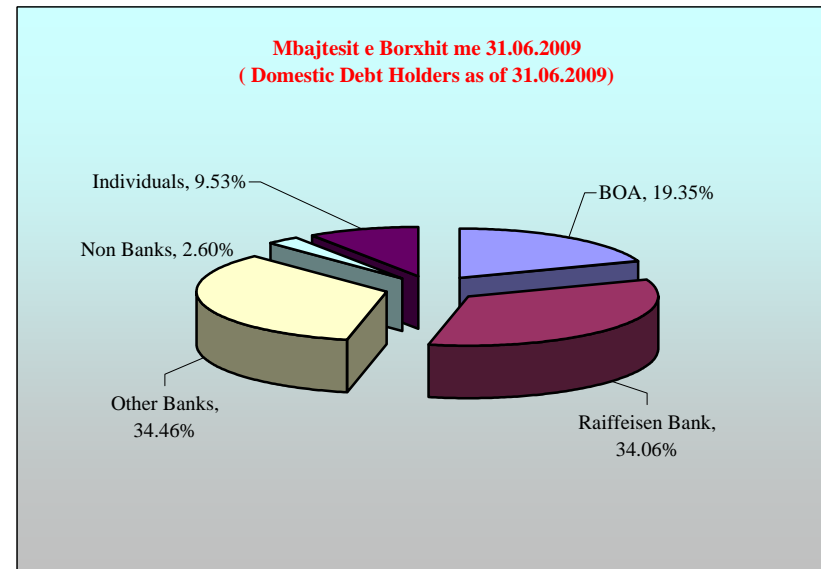
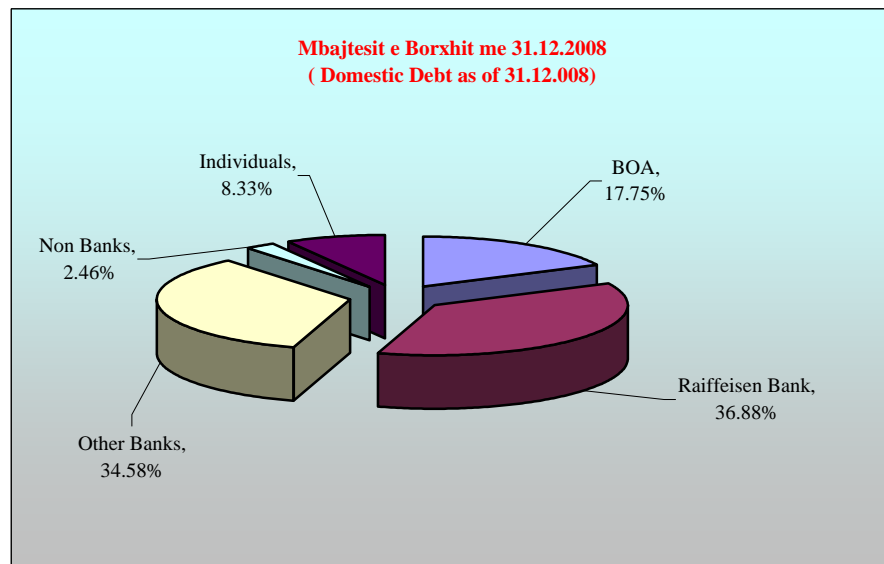
Mbajtesit e Borxhit te Brendshem ne Çmim Blerje
Domestic Debt Holders in Purchase Value

	31.12.2008	31.03.2009	30.06.2009	
BOA	22.98%	23.71%	22.89%	BOA
Raiffeisen Bank	35.22%	33.29%	33.32%	Banka Raiffeisen
Other Banks	31.85%	31.91%	32.38%	Bankat e tjera
Non Banks	2.27%	2.43%	2.44%	Jo Banka
Individuals	7.67%	8.66%	8.97%	Jo Konk+F.Pens BOA



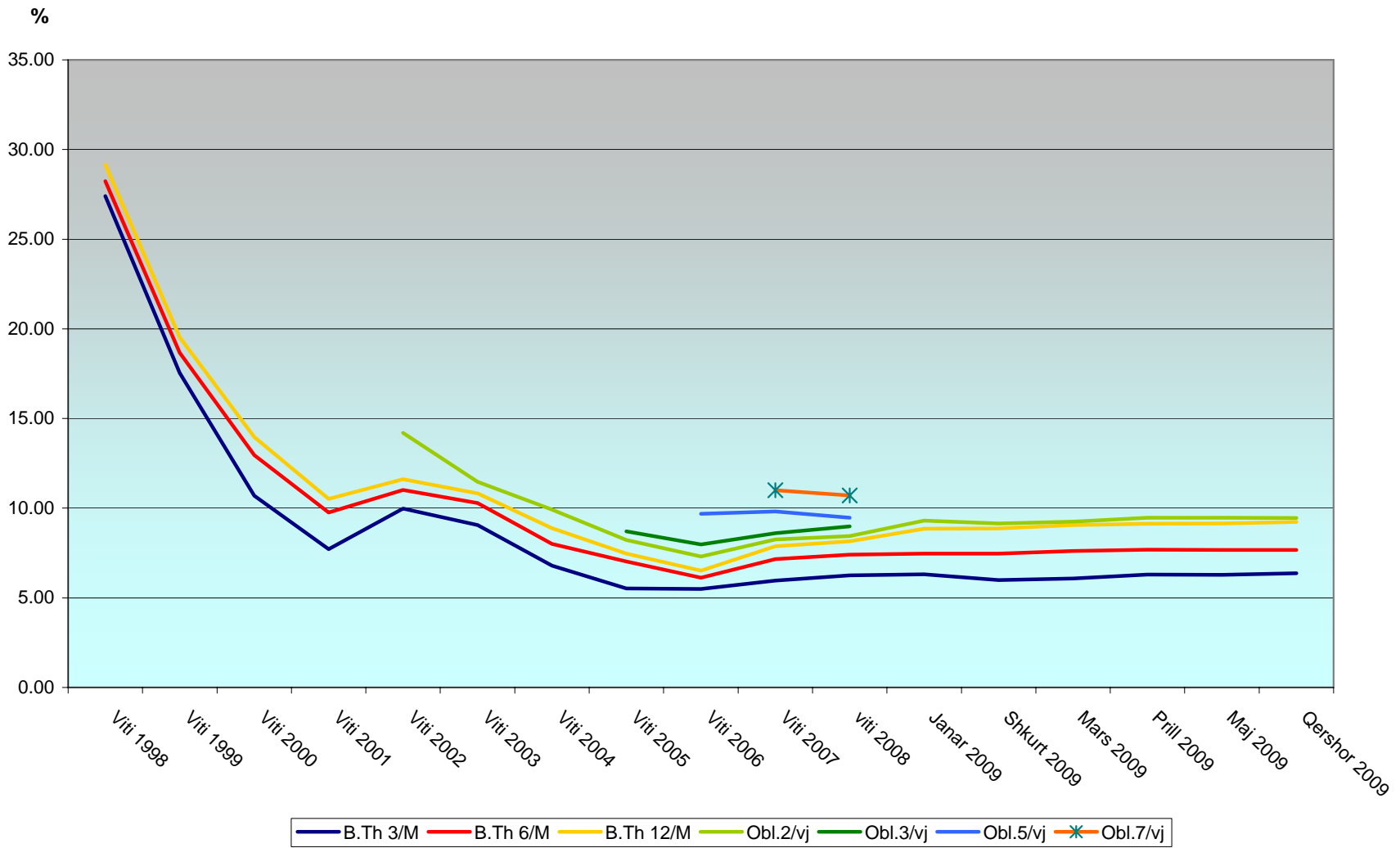
Mbajtesit e Borxhit te Brendshem * ne Çmim Blerje
Domestic Debt Holders * in Purchase Value

	31.12.2008	31.03.2009	30.06.2009	
BOA	17.75%	19.07%	19.35%	BOA
Raiffeisen Bank	36.88%	34.54%	34.06%	Banka Raiffeisen
Other Banks	34.58%	34.44%	34.46%	Bankat e tjera
Non Banks	2.46%	2.61%	2.60%	Jo Banka
Individuals	8.33%	9.34%	9.53%	Individet



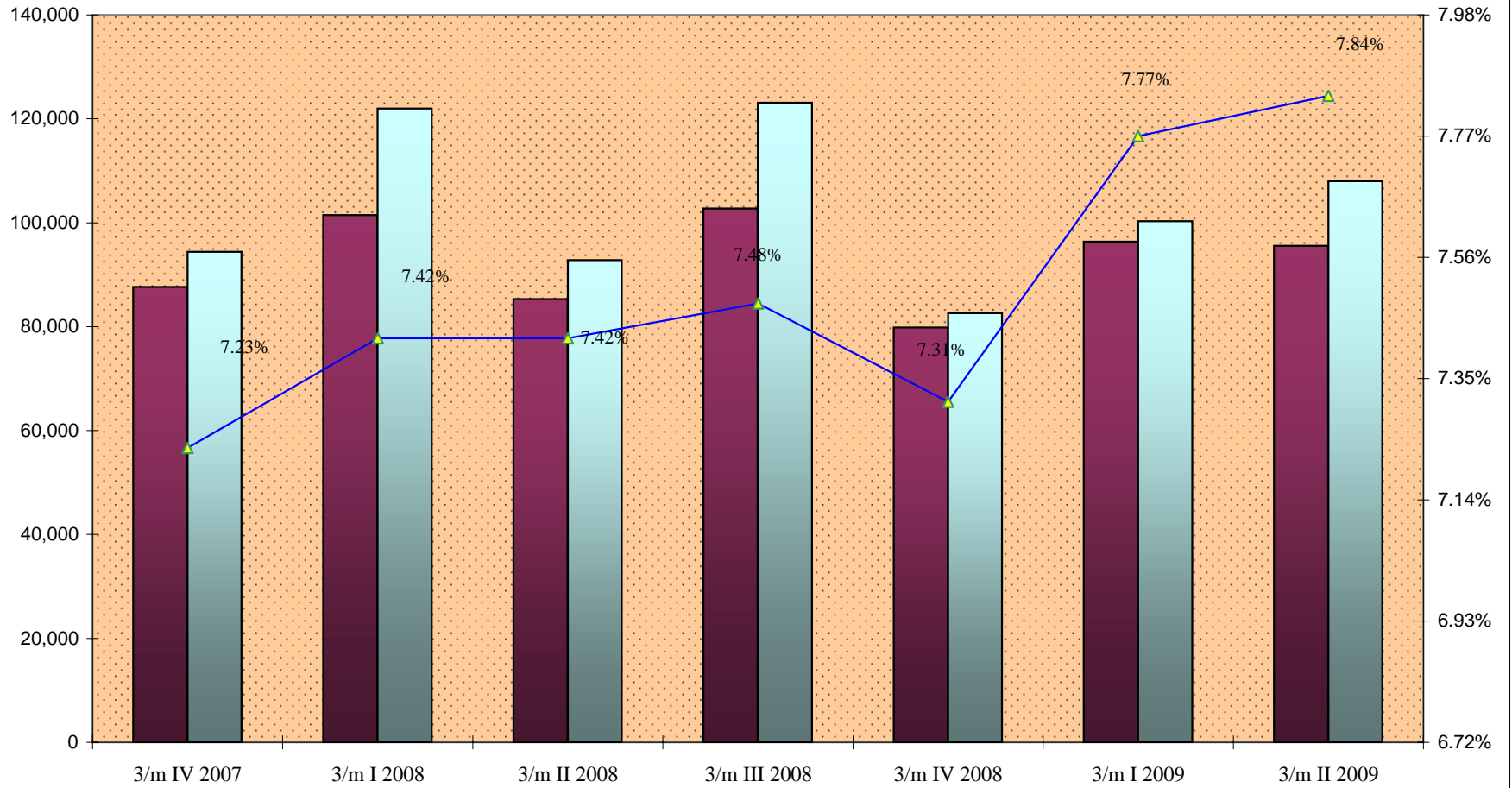
***) Nuk perfshihen Rivleresimi i valutes dhe Garancite.**
Foreing exchange reserves reevaluation and Guarantees are not included

**Interesat e Letrave me Vlere ne vite (sipas instrumentave)
Yield Curve in years (by instruments)**



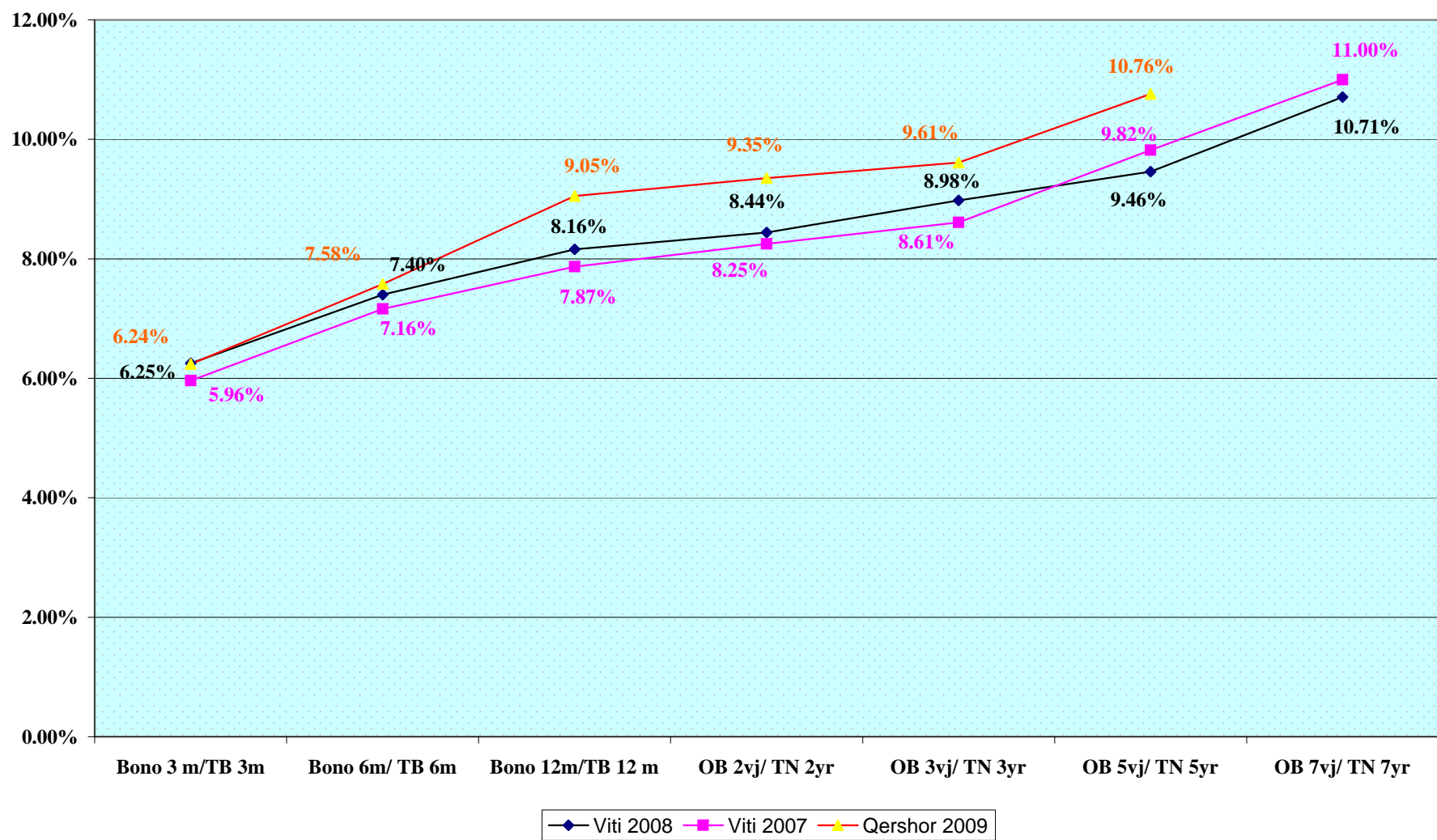
**Bono Thesari Emetuar, Kerkuar, Yield-i mesatar
TB, Issued, asked by particip.& Average Yield**

million leke



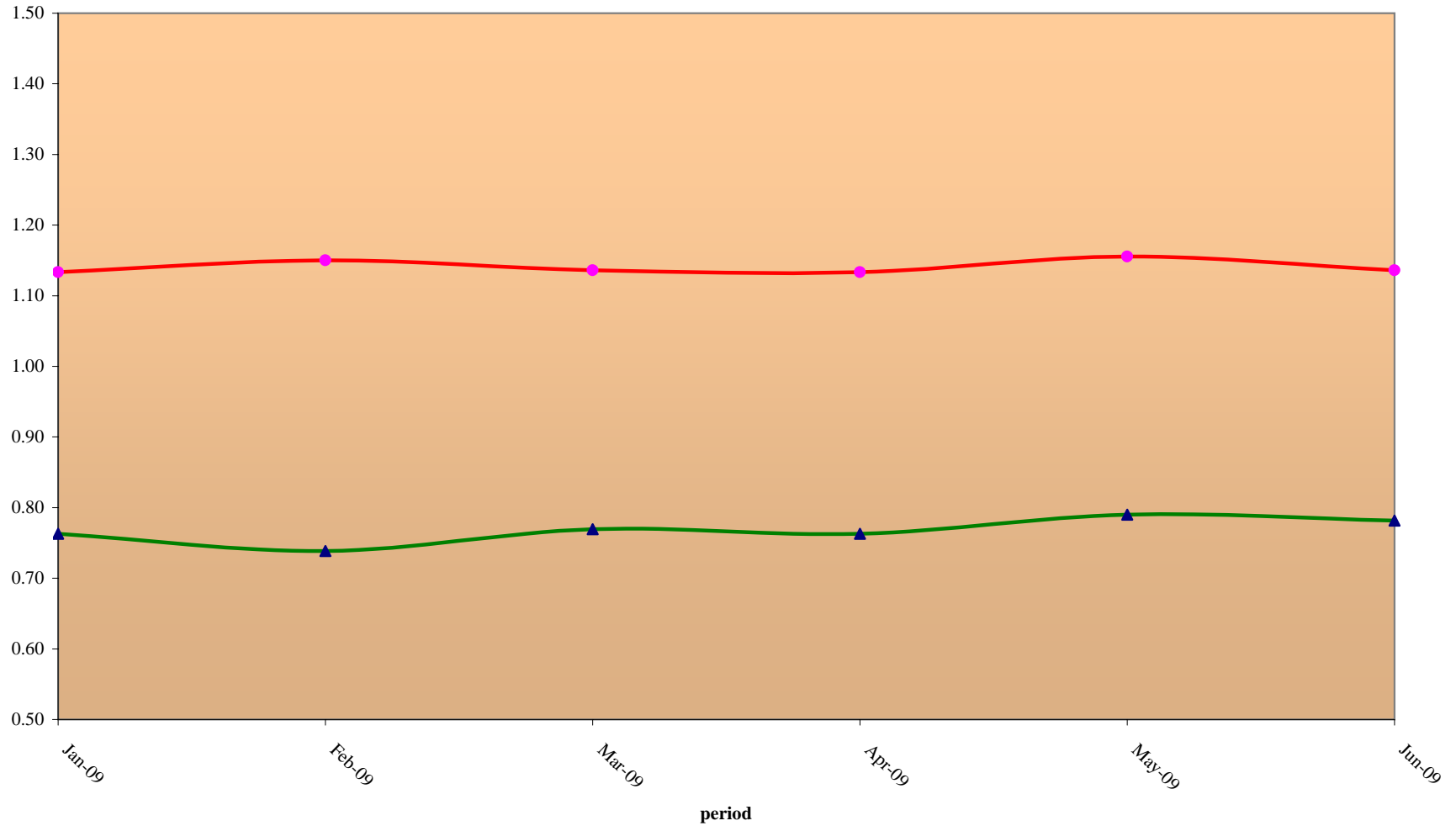
Emetuar/Issued Kerkuar/Bidding Yield.Mes/Average Yield

Yield Curve Of Albanian Securities



Duration dhe Ditet mesatare ne maturim te portofolit te letrave me vlere te Qeverise
Duration and Weighted Average Maturity of Government Securities

years



▲ Macaulay Duration ● WAM

**BORXHI I JASHEM* AFATGJATE I SHQIPERISE
TE DHENA PERMBLEDHESE**

**LONG-TERM EXTERNAL DEBT* OF ALBANIA
SUMMARIZED DATA**

						(EUR'000)
Klasifikimi	Deri ne 31.12.2006 Up to 31.12.2006	2007	2008	2009-Q2	GJITHSEJ TOTAL	Classification
I. TE DHENA KUMULATIVE						I. CUMULATIVE DATA (STOCK)
Borxhi Neto	1,176,688.67	1,210,366.79	1,577,747.79	1,795,765.49	1,795,765.49	Debt Outstanding Disbursed (DOD)
Terheqjet	1,547,946.53	1,672,881.44	2,051,935.67	2,267,083.86	2,267,083.86	Drawings
Pagesat e Borxhit	394,722.25	458,121.41	533,803.46	583,292.80	583,292.80	Debt Service
-Principal	201,222.92	241,889.95	287,486.20	314,208.51	314,208.51	-Principal
-Interes	193,499.33	216,231.46	246,317.26	269,084.29	269,084.29	-Interest
Borxhi i nenshkruar i paterhequr	439,263.34	667,173.02	783,894.00	911,720.53	911,720.53	Committed Undisbursed Balance (CUB)
II. TE DHENA VJETORE						II. ANNUAL DATA (FLOWS)
Terheqjet	1,547,946.53	124,934.91	379,054.23	215,148.19	2,267,083.86	Drawings
Pagesat e Borxhit	394,722.25	63,399.16	75,682.05	49,489.34	583,292.80	Debt Service
-Principal	201,222.92	40,667.03	45,596.25	26,722.31	314,208.51	-Principal
-Interes	193,499.33	22,732.13	30,085.80	22,767.03	269,084.29	-Interest

*) Përfshin borxhin shtetëror dhe shtetëror të garantuar (Tabela I.1 + Tabela I.2)

**) Përfshihen të dhënat për periudhën 1991-2006

***) Deri më 30.06.2009

Ne këto Tabele nuk përfshihet kredia e FMN-se

*) Includes external direct and external guaranteed debt (Table I.1 + Table I.2)

**) Cumulative data (1991-2006)

**) As of June 30, 2009

IMF credit is not included

**BORXHI I JASHEM SHTETEROR I SHQIPERISE
TE DHENA PERMBLEDHESE**

**EXTERNAL PUBLIC DEBT OF ALBANIA
SUMMARIZED DATA**

						(EUR'000)
Klasifikimi	Deri ne 31.12.2006 Up to 31.12.2006	2007	2008	2009-Q2	GJITHSEJ TOTAL	Classification
I. TE DHENA KUMULATIVE						I. CUMULATIVE DATA (STOCK)
Borxhi Neto	969,286.45	985,263.85	1,322,576.71	1,508,076.16	1,508,076.16	Debt Outstanding Disbursed (DOD)
Terheqjet	1,300,767.72	1,391,221.16	1,735,011.25	1,908,578.73	1,908,578.73	Drawings
<u>Pagesat e Borxhit</u>	<u>336,341.10</u>	<u>384,705.56</u>	<u>441,808.91</u>	<u>479,557.60</u>	<u>479,557.60</u>	<u>Debt Service</u>
-Principal	168,559.23	200,556.15	234,717.29	254,440.53	254,440.53	-Principal
-Interes	167,781.87	184,149.41	207,091.62	225,117.07	225,117.07	-Interest
Borxhi i nenshkruar i paterhequr	286,367.28	533,207.86	671,224.72	840,631.96	840,631.96	Committed Undisbursed Balance (CUB)
II. TE DHENA VJETORE						II. ANNUAL DATA (FLOWS)
Terheqjet	1,300,767.72	90,453.44	343,790.09	173,567.48	1,908,578.73	Drawings
<u>Pagesat e Borxhit</u>	<u>336,341.10</u>	<u>48,364.46</u>	<u>57,103.35</u>	<u>37,748.69</u>	<u>479,557.60</u>	<u>Debt Service</u>
-Principal	168,559.23	31,996.92	34,161.14	19,723.24	254,440.53	-Principal
-Interes	167,781.87	16,367.54	22,942.21	18,025.45	225,117.07	-Interest

**) Përfshihen të dhënat për periudhën 1991-2006

***) Deri më 30.06.2009

Ne këtë tabelë nuk përfshihet kredia e FMN-se

**) Cumulative data (1991-2006)

**) As of June 30, 2009

IMF credit is not included

**BORXHI I JASHEM I GARANTUAR I SHQIPERISE
TE DHENA PERMBLEDHESE**

**EXTERNAL PUBLICLY GUARANTEED DEBT OF ALBANIA
SUMMARIZED DATA**

(EUR'000)

Klasifikimi	Deri ne 31.12.2006 Up to 31.12.2006	2007	2008	2009-Q2	GJITHSEJ TOTAL	Classification
I. TE DHENA KUMULATIVE						I. CUMULATIVE DATA (STOCK)
Borxhi Neto	207,402.22	225,102.94	255,171.08	287,689.33	287,689.33	Debt Outstanding Disbursed (DOD)
Terheqjet	247,178.81	281,660.28	316,924.42	358,505.13	358,505.13	Drawings
<u>Pagesat e Borxhit</u>	<u>58,381.15</u>	<u>73,415.85</u>	<u>91,994.55</u>	<u>103,735.20</u>	<u>103,735.20</u>	<u>Debt Service</u>
-Principal	32,663.69	41,333.80	52,768.91	59,767.98	59,767.98	-Principal
-Interes	25,717.46	32,082.05	39,225.64	43,967.22	43,967.22	-Interest
Borxhi i nenshkruar i paterhequr	152,896.06	133,965.16	112,669.28	71,088.57	71,088.57	Committed Undisbursed Balance (CUB)
II. TE DHENA VJETORE						II. ANNUAL DATA (FLOWS)
Terheqjet	247,178.81	34,481.47	35,264.14	41,580.71	358,505.13	Drawings
<u>Pagesat e Borxhit</u>	<u>58,381.15</u>	<u>15,034.70</u>	<u>18,578.70</u>	<u>11,740.65</u>	<u>103,735.20</u>	<u>Debt Service</u>
-Principal	32,663.69	8,670.11	11,435.11	6,999.07	59,767.98	-Principal
-Interes	25,717.46	6,364.59	7,143.59	4,741.58	43,967.22	-Interest

**) Perfshihen te dhenat per periudhen 1991-2006

***) Deri me 30.06.2009

**) Cumulative data (1991-2006)

**) As of June 30, 2009

**BORXHI I JASHEM* AFATGJATE I SHQIPERISE
TERHEQJET NE VITE NGA KREDITE E HUAJA SIPAS KREDITOREVE**

**LONG-TERM EXTERNAL DEBT* OF ALBANIA
DRAWINGS BY YEARS AND BY CREDITORS**

Sipas kreditoreve	Deri ne 31.12.2006 Up to 31.12.2006	2007	2008	2009		TOTALI	By Creditors
				Q1	Q2		
				(EUR'000)			
-Shumepalesh (I)	910,947.67	98,980.05	112,831.36	41,124.78	41,637.48	1,205,521.34	-Multilateral (I)
CEB	9,975.04	8,400.00	15,409.21	1,838.00	5,900.00	41,522.25	CEB
IBRD	-	3,850.00	8,084.61	724.12	1,989.18	14,647.91	IBRD
EC	9,000.00	-	-	-	-	9,000.00	EC
EBRD	81,107.00	14,509.37	24,787.69	13,505.21	9,759.84	143,669.11	EBRD
EIB	99,374.23	30,949.19	31,763.99	12,900.00	9,688.60	184,676.01	EIB
IDA	625,053.85	35,019.72	18,529.78	7,593.95	9,282.89	695,480.19	IDA
IDB	34,065.34	4,941.73	9,447.71	3,033.89	3,667.44	55,156.11	IDB
IFAD	29,729.96	731.69	1,508.25	285.06	-	32,254.96	IFAD
OPEC	22,642.25	578.35	3,300.12	1,244.55	1,349.53	29,114.80	OPEC
-Dypalesh (II)	545,513.24	25,954.86	36,222.87	16,096.44	21,289.49	645,076.90	-Bilateral (II)
AUSTRIA	4,505.72	-	-	-	-	4,505.72	AUSTRIA
BULLGARI	75.87	-	-	-	-	75.87	BULGARIA
CEKI	8,492.02	-	-	-	-	8,492.02	CHZECH
GREQI	49,345.60	-	-	-	-	49,345.60	GREECE
GJERMANI	112,219.57	13,527.34	10,742.53	6,785.61	9,429.97	152,705.02	GERMANY
HUNGARI	11,922.10	-	-	-	-	11,922.10	HUNGARY
ITALI	134,787.21	6,787.55	17,103.56	5,873.90	10,833.94	175,386.16	ITALY
JAPONI	52,712.70	-	-	-	-	52,712.70	JAPAN
JUGOSLLAVI	45.29	-	-	-	-	45.29	YUGOSLAVIA
MAQEDONI	975.62	-	-	-	-	975.62	MACEDONIA
TURQI	26,863.37	-	-	-	-	26,863.37	TURKEY
KUVAIT	37,491.47	1,642.41	3,036.11	725.69	-	42,895.68	KUWAIT
KINE	41,093.78	-	-	-	-	41,093.78	CHINA
KOREA	18,798.86	3,047.67	205.55	-	-	22,052.08	POLAND
POLONI	918.69	-	-	-	-	918.69	ROMANIA
RUMANI	4,501.61	-	-	-	-	4,501.61	SPAIN
SPANJE	-	949.89	735.51	2,139.40	706.71	4,531.51	SLOVAKIA
SLOVAKI	4,296.48	-	-	-	-	4,296.48	SWEDEN
SUEDI	3,138.72	-	-	-	-	3,138.72	NORWAY
NORVEGJI	28,856.59	-	-	-	-	28,856.59	NETHERLANDS
HOLLANDE	-	-	4,399.61	571.84	318.87	5,290.32	SUISSELAND
ZVICRA	4,471.97	-	-	-	-	4,471.97	Private Creditors (III)
Kreditor Privat (III)	-	-	230,000.00	-	95,000.00	325,000.00	Private Creditors
Kreditor Privat	-	-	230,000.00	-	95,000.00	325,000.00	-Paris Club (IV)
-Klubi i Parisit (IV)	91,485.62	-	-	-	-	91,485.62	AUSTRIA
AUSTRI	8,852.10	-	-	-	-	8,852.10	UNITED KINGDOM
ANGLI	22.22	-	-	-	-	22.22	DENMARK
DANIMARKE	115.19	-	-	-	-	115.19	FRANCE
FRANCE	21,849.28	-	-	-	-	21,849.28	GERMANY
GJERMANI	13,138.90	-	-	-	-	13,138.90	NETHERLANDS
HOLLANDE	1,178.12	-	-	-	-	1,178.12	ITALY
ITALI	7,570.21	-	-	-	-	7,570.21	JAPAN
JAPONI	244.32	-	-	-	-	244.32	RUSSIA
RUSI	38,515.28	-	-	-	-	38,515.28	TOTAL (I+II+III+IV)
GJITHSEJ (I+II+III+IV)	1,547,946.53	124,934.91	379,054.23	57,221.22	157,926.97	2,267,083.86	

*) Perfsin borxhin shtetedor dhe shtetedor te garantuar (Tabela II.1 + Tabela II.2)

Ne kete tabelë nuk perfsihet kredia e FMN-se

*) Deri me 30.06.2009

*) Includes external direct and external guaranteed debt (Table II.1 + Table II.2)

IMF credit is not included

**) As of June 30, 2009

**BORXHI I JASHTEM SHTETEROR I SHQIPERISE
TERHEQJET NE VITE NGA KREDITE E HUAJA SIPAS KREDITOREVE**

**LONG-TERM EXTERNAL PUBLIC DEBT OF ALBANIA
DRAWINGS BY YEARS AND BY CREDITORS**

(EURO'000)

Sipas kreditoreve	Deri ne 31.12.2006 Up to 31.12.2006	2007	2008	2009		TOTALI	By Creditors
				Q1	Q2		
-Shumepalesh (I)	817,175.33	72,611.01	83,582.11	22,271.33	31,877.64	1,027,517.42	-Multilateral (I)
CEB	9,975.04	8,400.00	15,409.21	1,838.00	5,900.00	41,522.25	CEB
IBRD	-	3,850.00	8,084.61	724.12	1,989.18	14,647.91	IBRD
EC	9,000.00					9,000.00	EC
EBRD	16,986.68	7,140.33	10,538.44	4,051.76	-	38,717.21	EBRD
EIB	69,722.21	11,949.19	16,763.99	3,500.00	9,688.60	111,623.99	EIB
IDA	625,053.85	35,019.72	18,529.78	7,593.95	9,282.89	695,480.19	IDA
IDB	34,065.34	4,941.73	9,447.71	3,033.89	3,667.44	55,156.11	IDB
IFAD	29,729.96	731.69	1,508.25	285.06	-	32,254.96	IFAD
OPEC	22,642.25	578.35	3,300.12	1,244.55	1,349.53	29,114.80	OPEC
-Dypalesh (II)	392,152.91	17,842.43	30,207.98	12,224.70	12,193.81	464,621.83	-Bilateral (II)
AUSTRIA	4,505.72					4,505.72	AUSTRIA
BULLGARI	75.87					75.87	BULGARIA
CEKI	8,492.02					8,492.02	CHZECH
GREQI	40,541.49					40,541.49	GREECE
GJERMANI	69,199.77	9,427.23	6,083.30	2,913.87	334.29	87,958.46	GERMANY
HUNGARI	11,922.10					11,922.10	HUNGARY
ITALI	88,611.28	5,822.90	15,953.45	5,873.90	10,833.94	127,095.47	ITALY
JAPONI	16,151.07					16,151.07	JAPAN
JUGOSLLAVI	45.29					45.29	YUGOSLAVIA
MAQEDONI	975.62					975.62	MACEDONIA
TURQI	26,863.37					26,863.37	TURKEY
KUVAIT	37,491.47	1,642.41	3,036.11	725.69		42,895.68	KUWAIT
KINE	41,093.78					41,093.78	CHINA
POLONI	918.69					918.69	POLAND
RUMANI	4,501.61					4,501.61	ROMANIA
SPANJE	-	949.89	735.51	2,139.40	706.71	4,531.51	SPAIN
SLOVAKI	4,296.48					4,296.48	SLOVAKIA
SUEDI	3,138.72					3,138.72	SWEDEN
NORVEGJI	28,856.59					28,856.59	NORWAY
HOLLANDE	-	-	4,399.61	571.84	318.87	5,290.32	NETHERLANDS
ZVICRA	4,471.97					4,471.97	SUISSELAND
Kreditor Privat (III)			230,000.00	-	95,000.00	325,000.00	Private Creditors (III)
Kreditor Privat			230,000.00	-	95,000.00	325,000.00	Private Creditors
-Klubi i Parisit (IV)	91,439.48					91,439.48	-Paris Club (IV)
AUSTRI	8,852.10					8,852.10	AUSTRIA
ANGLI	22.22					22.22	UNITED KINGDOM
DANIMARKE	115.19					115.19	DENMARK
FRANCE	21,849.28					21,849.28	FRANCE
GJERMANI	13,138.90					13,138.90	GERMANY
HOLLANDE	1,178.12					1,178.12	NETHERLANDS
ITALI	7,570.21					7,570.21	ITALY
JAPONI	198.18					198.18	JAPAN
RUSI	38,515.28					38,515.28	RUSSIA
GJITHSEJ (I+II+III+IV)	1,300,767.72	90,453.44	343,790.09	34,496.03	139,071.45	1,908,578.73	TOTAL (I+II+III+IV)

Ne kete tabelë nuk përfshihen kredita e FMN-se

*) Deri me 30.06.2009

IMF credit is not included

**) As of June 30, 2009

**BORXHI I JASHEM I GARANTUAR I SHQIPERISE
TERHEQJET NE VITE NGA KREDITE E HUAJA SIPAS KREDITOREVE**

**EXTERNAL PUBLICLY GUARANTEED DEBT OF ALBANIA
DRAWINGS BY YEARS AND BY CREDITORS**

(EUR'000)

Sipas kreditoreve	Deri ne 31.12.2006 Up to 31.12.2006	2007	2008	2009		GJITHSEJ TOTAL	By Creditors
				Q1	Q2		
-Shumepalesh (I)	93,772.34	26,369.04	29,249.25	18,853.45	9,759.84	178,003.92	-Multilateral (I)
EBRD	64,120.32	7,369.04	14,249.25	9,453.45	9,759.84	104,951.90	EBRD
EIB	29,652.02	19,000.00	15,000.00	9,400.00		73,052.02	EIB
-Dypalesh (II)	153,360.33	8,112.43	6,014.89	3,871.74	9,095.68	180,455.07	-Bilateral (II)
GJERMANI	43,019.80	4,100.11	4,659.23	3,871.74	9,095.68	64,746.56	GERMANY
GREQI	8,804.11	-	-			8,804.11	GREECE
ITALI	46,175.93	964.65	1,150.11			48,290.69	ITALY
JAPONI	36,561.63	-	-			36,561.63	JAPAN
KOREA	18,798.86	3,047.67	205.55			22,052.08	SOUTH KOREA
-Klubi Parisit (III)	46.14	-	-	-	-	46.14	-Paris Club (III)
JAPONI	46.14	-	-	-		46.14	JAPAN
GJITHSEJ (I+II+III)	247,178.81	34,481.47	35,264.14	22,725.19	18,855.52	358,505.13	TOTAL (I+II+III)

*) Deri me 30.06.2009

**) As of June 30, 2009

**BORXHI I JASHEM* AFATGJATE I SHQIPERISE
TERHEQJET NE VITE SIPAS SEKTOREVE EKONOMIKE**

**LONG-TERM EXTERNAL DEBT* OF ALBANIA
DRAWINGS BY ECONOMIC SECTORS**

Sipas sektoreve ekonomike	Deri ne 31.12.2006 Up to 31.12.2006	2007	2008	2009		GJITHSEJ TOTAL	By Economic Sectors
				Q1	Q2		
				ADMINISTRATA SHETETERORE	31,162.53		
ARESIMI	26,595.41	9,720.18	9,720.00	-	2,728.31	48,763.90	Education
BILANCI I PAGESAVE	18,350.79	-	-	-	-	18,350.79	Balance of Payment
BUJQESI, UJITJE	114,761.59	8,539.93	10,032.29	1,637.83	696.35	135,667.99	Agriculture-Irrigation
ENERGJETIKE	262,035.20	38,727.96	44,800.72	34,344.41	30,208.12	410,116.41	Energy
IMPORT MALLRASH DHE PAJISJESH	54,735.77	-	-	-	-	54,735.77	Import of Goods and Services
INDUSTRI E LEHTE	2,556.46	-	-	-	-	2,556.46	Light Industry
INFRASTRUKTURE URBANE DHE RURALE	45,517.08	3,246.07	7,213.27	559.50	372.02	56,907.94	Urban and Rural Infrastructure
KLUBI I PARISIT DHE RISKEDULIME TE TJERA	206,313.72	-	-	-	-	206,313.72	Paris Club & Other Rescheduling
MBESHTETJE PER BUXHETIN	234,584.78	7,340.24	-	-	95,000.00	336,925.02	Budgetary Support
MBROJTJA	8,895.42	-	-	-	-	8,895.42	Defence
MBROJTJA E MJEDISIT	1,385.73	1,129.51	260.57	254.67	-	3,030.48	Environmental Protection
PYJE	7,224.11	-	-	-	-	7,224.11	Forestry
SHENDETESI	39,579.82	6,696.88	2,733.76	1,592.84	6,373.00	56,976.30	Health
SIGURIME SHOQ./TREGU I PUNES	11,480.86	1,718.78	2,825.25	112.31	24.40	16,161.60	Social Safety/Labor Market
STREHIMI	14,066.73	-	2,189.21	1,338.00	-	17,593.94	Housing
TELEKOMUNIKACION	14,692.75	-	-	-	-	14,692.75	Telecommunication
TRANSPORT	236,960.34	29,878.33	278,320.27	14,892.36	13,578.66	573,629.96	Transport
TRANSPORTI AJROR	23,638.12	-	-	-	-	23,638.12	Air Transport
TRANSPORTI HEKURUDHOR	3,098.74	-	-	-	-	3,098.74	Rail Transport
UJESJELLESA/KANALIZIME	90,825.96	14,833.50	13,798.65	2,171.65	8,882.20	130,511.96	Water Supply and Sewerage
ZHVILL. SEK.PRIVAT	41,454.78	650.00	5,132.42	32.60	63.90	47,333.70	Enterprise Sector Development
OTHER	26,534.40	-	-	-	-	26,534.40	OTHER
ZHVILLIMI RURAL	31,495.81	731.69	2,030.10	285.06	-	34,542.66	Rural Development
GJITHSEJ	1,547,946.90	124,934.90	379,054.22	57,221.23	157,926.96	2,267,084.21	TOTAL

*) Perfshin borxhin shteteror dhe shteteror te garantuar

Ne kete tabelë nuk perfshihet kredia e FMN-se

***) Deri me 30.06.2009

*) Includes external public and external publicly guaranteed debt

IMF credit is not included

**) As of June 30, 2009

BORXHI I JASHEM* AFATGJATE I SHQIPERISE
BORXHI NETO SIPAS KREDITOREVE

LONG-TERM EXTERNAL DEBT* OF ALBANIA
DEBT OUTSTANDING DISBURSED BY CREDITORS

				(EUR'000)
Sipas kreditoreve	31.12.2007	31.12.2008	30.06.2009	By Creditors
-Shumepalesh (I)	810,935.86	919,225.11	988,151.20	-Multilateral (I)
CEB	17,592.98	33,174.51	40,844.33	CEB
EBRD	61,566.76	77,714.04	95,746.35	EBRD
EC	9,000.00	9,000.00	9,000.00	EC
EIB	106,701.83	134,174.08	153,574.19	EIB
IBRD	3,850.00	11,934.67	14,647.97	IBRD
IDA	549,791.26	577,308.87	590,884.63	IDA
IDB	28,401.90	37,846.45	43,579.51	IDB
IFAD	24,362.51	26,027.40	26,063.84	IFAD
OPEC	9,668.62	12,045.09	13,810.38	OPEC
-Dypalesh (II)	323,505.25	357,769.66	384,917.42	-Bilateral (II)
GJERMANI	107,815.99	116,958.59	132,204.01	GERMANY
GREQI	13,194.74	12,943.47	12,817.83	GREECE
ITALI	117,741.41	129,962.73	144,199.10	ITALY
JAPONI	36,386.64	45,045.92	40,933.00	JAPAN
KINE	1,263.33	1,319.90	1,317.30	CHINA
KUVAIT	21,790.77	23,734.21	23,032.05	KUWAIT
NORVEGJI	7,557.76	6,141.48	5,253.75	NORWAY
HOLLANDE		4,399.60	5,290.31	NETHERLANDS
SPANJE	948.85	1,740.07	4,398.21	SPAIN
KOREA	16,805.76	15,523.69	15,471.86	SOUTH KOREA
Kreditor privat (III)		230,000.00	325,000.00	Private Creditors (III)
KREDITOR PRIVAT		230,000.00	325,000.00	PRIVATE CREDITORS
-Borxhi i riskedeluar (IV) (A+B)	75,925.68	70,753.02	97,696.87	-Rescheduled Debt (IV) (A+B)
-Klubi i Parisit (A)	27,358.05	27,214.00	26,486.55	-Paris Club (A)
GJERMANI	997.02	332.34	-	GERMANY
ITALI	2,752.13	2,661.91	2,587.90	ITALY
RUSI	23,608.90	24,219.75	23,898.65	RUSSIA
-Te tjere (B)	48,567.63	43,539.02	71,210.32	-Others (B)
TURQI	12,635.33	11,648.06	10,850.10	TURKEY
GREQI			30,259.44	GREECE
KINE	17,955.14	16,414.27	15,211.78	CHINA
HUNGARI	5,783.78	5,035.65	5,025.73	HUNGARY
GJERMANI	2,210.45	1,473.63	1,105.22	GERMANY
RUMANIA	2,757.61	2,496.95	2,300.34	ROMANIA
SLLOVAKI	2,408.44	2,156.82	2,152.57	SLOVAK REP.
ÇEKI	4,816.88	4,313.64	4,305.14	CZECH REP.
GJITHSEJ (I+II+III+IV)	1,210,366.79	1,577,747.79	1,795,765.49	TOTAL (I+II+III+IV)

*) Përfshin borxhin shtetëror dhe shtetëror të garantuar
 Ne kete tabelë nuk përfshihet kredia e FMN-se
 ***) Deri me 30.06.2009

*) Includes external public and external publicly guaranteed debt
 IMF credit is not included
 **) As of June 30, 2009

BORXHI I JASHEM SHTETEROR I SHQIPERISE
BORXHI NETO SIPAS KREDITOREVE

EXTERNAL PUBLIC DEBT OF ALBANIA
DEBT OUTSTANDING DISBURSED BY CREDITORS

(EUR'000)

Sipas kreditoreve	31.12.2007	31.12.2008	30.06.2009	By Creditors
-Shumepalesh (I)	725,886.21	812,873.39	858,376.68	-Multilateral (I)
CEB	17,592.98	33,174.51	40,844.33	CEB
EBRD	21,294.89	30,417.88	33,623.97	EBRD
EC	9,000.00	9,000.00	9,000.00	EC
EIB	61,924.05	75,118.52	85,922.05	EIB
IBRD	3,850.00	11,934.67	14,647.97	IBRD
IDA	549,791.26	577,308.87	590,884.63	IDA
IDB	28,401.90	37,846.45	43,579.51	IDB
IFAD	24,362.51	26,027.40	26,063.84	IFAD
OPEC	9,668.62	12,045.09	13,810.38	OPEC
-Dypalesh (II)	183,451.96	208,950.30	227,002.61	-Bilateral (II)
GJERMANI	66,059.46	71,173.46	73,655.46	GERMANY
GREQI	4,390.63	4,139.36	4,013.72	GREECE
ITALI	70,976.46	83,410.08	98,358.01	ITALY
JAPONI	10,464.70	12,892.14	11,683.80	JAPAN
KINE	1,263.33	1,319.90	1,317.30	CHINA
KUVAIT	21,790.77	23,734.21	23,032.05	KUWAIT
NORVEGJI	7,557.76	6,141.48	5,253.75	NORWAY
HOLLAND		4,399.60	5,290.31	NETHERLANDS
SPANJA	948.85	1,740.07	4,398.21	SPAIN
Kreditor Privat (III)		230,000.00	325,000.00	Private Creditors(III)
KREDITOR PRIVAT		230,000.00	325,000.00	PRIVATE CREDITORS
-Borxhi i riskeduluar (IV) (A+B)	75,925.68	70,753.02	97,696.87	-Rescheduled Debt (IV) (A+B)
-Klubi i Parisit (A)	27,358.05	27,214.00	26,486.55	-Paris Club (A)
GJERMANI	997.02	332.34	-	GERMANY
ITALI	2,752.13	2,661.91	2,587.90	ITALY
RUSI	23,608.90	24,219.75	23,898.65	RUSSIA
-Te tjere (B)	48,567.63	43,539.02	71,210.32	-Others (B)
TURQI	12,635.33	11,648.06	10,850.10	TURKEY
GREQI			30,259.44	GREECE
KINE	17,955.14	16,414.27	15,211.78	CHINA
HUNGARI	5,783.78	5,035.65	5,025.73	HUNGARY
GJERMANI	2,210.45	1,473.63	1,105.22	GERMANY
RUMANIA	2,757.61	2,496.95	2,300.34	ROMANIA
SLLOVAKI	2,408.44	2,156.82	2,152.57	SLOVAK REP.
ÇEKI	4,816.88	4,313.64	4,305.14	CZECH REP.
GJITHSEJ (I+II+III+IV)	985,263.85	1,322,576.71	1,508,076.16	TOTAL (I+II+III+IV)

Ne kete table nuk perfshihet kredia e FMN-se
 ***) Deri me 30.06.2009

IMF credit is not included
 **) As of June 30, 2009

**BORXHI I JASHEM I GARANTUAR I SHQIPERISE
BORXHI NETO SIPAS KREDITOREVE**

**EXTERNAL PUBLICLY GUARANTEED DEBT OF ALBANIA
DEBT OUTSTANDING DISBURSED BY CREDITORS**

(EUR'000)

Sipas kreditoreve	31.12.2007	31.12.2008	30.06.2009	By Creditors
-Shumepalesh (I)	85,049.65	106,351.72	129,774.52	-Multilateral (I)
EBRD	40,271.87	47,296.16	62,122.38	EBRD
EIB	44,777.78	59,055.56	67,652.14	EIB
-Dypalesh (II)	140,053.29	148,819.36	157,914.81	-Bilateral (II)
GJERMANI	41,756.53	45,785.13	58,548.55	GERMANY
GREQI	8,804.11	8,804.11	8,804.11	GREECE
ITALI	46,764.95	46,552.65	45,841.09	ITALY
JAPONI	25,921.94	32,153.78	29,249.20	JAPAN
KOREA	16,805.76	15,523.69	15,471.86	SOUTH KOREA
GJITHSEJ (I+II)	225,102.94	255,171.08	287,689.33	TOTAL (I+II)

***) Deri me 30.06.2009

***) As of June 30, 2009

BORXHI I JASHEM* AFATGJATE I SHQIPERISE
BORXHI NETO SIPAS MONEDHAVE

LONG-TERM EXTERNAL DEBT* OF ALBANIA
DOD BY CURRENCY

(EUR'000)

Monedha Currency	2009 Q2	%
ACU	43,579.51	2.43
EUR	932,064.18	51.90
JPY	40,933.00	2.28
KWD	23,032.05	1.28
KRW	15,471.86	0.86
SDR	616,948.47	34.36
USD	123,736.42	6.89
TOTAL	1,795,765.49	100.00

*) Përfshin borxhin e jashtëm shtetëror dhe shtetëror të garantuar

***) Deri më 30.06.2009

Nuk përfshihet kredia e FMN-se

*) Includes external public and external publicly guaranteed debt

***) As of June 30, 2009

IMF credit is not included

**BORXHI I JASHEM* AFATGJATE I SHQIPERISE
PJESA E PATERHEQUR E KREDIVE**

**LONG-TERM EXTERNAL DEBT* OF ALBANIA
COMMITTED UNDISBURSED BALANCE**

(EUR'000)

Sipas kreditoreve	2007	2008	2009-Q2	By Creditors
-Shumepalesh (I)	399,826.54	429,880.29	419,861.06	-Multilateral (I)
CEB	38,133.88	38,824.70	31,114.25	CEB
EBRD	64,437.26	76,017.47	87,384.50	EBRD
EIB	117,828.60	109,064.61	86,476.01	EIB
IBRD	31,050.00	22,965.33	25,796.53	IBRD
IDA	102,653.07	122,255.69	109,833.48	IDA
IDB	22,725.11	41,685.62	45,899.27	IDB
IFAD	5,485.39	4,107.14	10,278.05	IFAD
OPEC	17,513.23	14,959.73	23,078.97	OPEC
-Dypalesh (II)	267,346.48	354,013.71	491,859.47	-Bilateral (II)
GJERMANI	58,199.01	54,956.48	55,240.89	GERMANY
GREQI			155,000.00	GREECE
ITALI	198,279.22	181,127.43	175,581.85	ITALY
JAPONI	-	87,545.68	81,984.99	JAPAN
KUVAIT	5,300.48	17,467.30	14,696.80	KUWAIT
HOLLANDE		8,047.93	7,157.22	NETHERLANDS
SPANJA	5,376.84	4,868.89	2,197.72	SPAIN
KOREA	190.93	-	-	SOUTH KOREA
GJITHSEJ (I+II)	667,173.02	783,894.00	911,720.53	TOTAL (I+II)

*) Perfshin borxhin shtetëror dhe shtetëror të garantuar

***) Deri më 30.06.2009

Ne këto tabela nuk përfshihet kredia e FMN-se

*) Includes external public and external publicly guaranteed debt

***) As of June 30, 2009

IMF credit is not included

**BORXHI I JASHEM SHTETEROR I SHQIPERISE
PJESA E PATERHEQUR E KREDIVE**

**EXTERNAL PUBLIC DEBT OF ALBANIA
COMMITTED UNDISBURSED BALANCE**

(EUR'000)

Sipas kreditoreve	2007	2008	2009-Q2	By Creditors
-Shumepalesh (I)	316,848.95	362,151.96	380,746.02	-Multilateral (I)
CEB	38,133.88	38,824.70	31,114.25	CEB
EBRD	7,459.67	19,289.14	49,869.46	EBRD
EIB	91,828.60	98,064.61	84,876.01	EIB
IBRD	31,050.00	22,965.33	25,796.53	IBRD
IDA	102,653.07	122,255.69	109,833.48	IDA
IDB	22,725.11	41,685.62	45,899.27	IDB
IFAD	5,485.39	4,107.14	10,278.05	IFAD
OPEC	17,513.23	14,959.73	23,078.97	OPEC
-Dypalesh (II)	216,358.91	309,072.76	459,885.94	-Bilateral (II)
GJERMANI	23,720.07	25,136.77	38,388.60	GERMANY
GREQI			155,000.00	GREECE
ITALI	181,961.52	166,006.19	160,460.61	ITALY
JAPONI	-	87,545.68	81,984.99	JAPAN
KUVAIT	5,300.48	17,467.30	14,696.80	KUWAIT
HOLLANDE	-	8,047.93	7,157.22	NEITHERLANDS
SPANJA	5,376.84	4,868.89	2,197.72	SPAIN
GJITHSEJ (I+II)	533,207.86	671,224.72	840,631.96	TOTAL (I+II)

***) Deri me 30.06.2009

Ne kete tabele nuk perfshihet kredia e FMN-se

***) As of June 30, 2009

IMF credit is not included

**BORXHI I JASHEM I GARANTUAR I SHQIPERISE
PJESA E PATERHEQUR E KREDIVE**

**EXTERNAL PUBLICLY GUARANTEED DEBT OF ALBANIA
COMMITTED UNDISBURSED BALANCE**

(EUR'000)

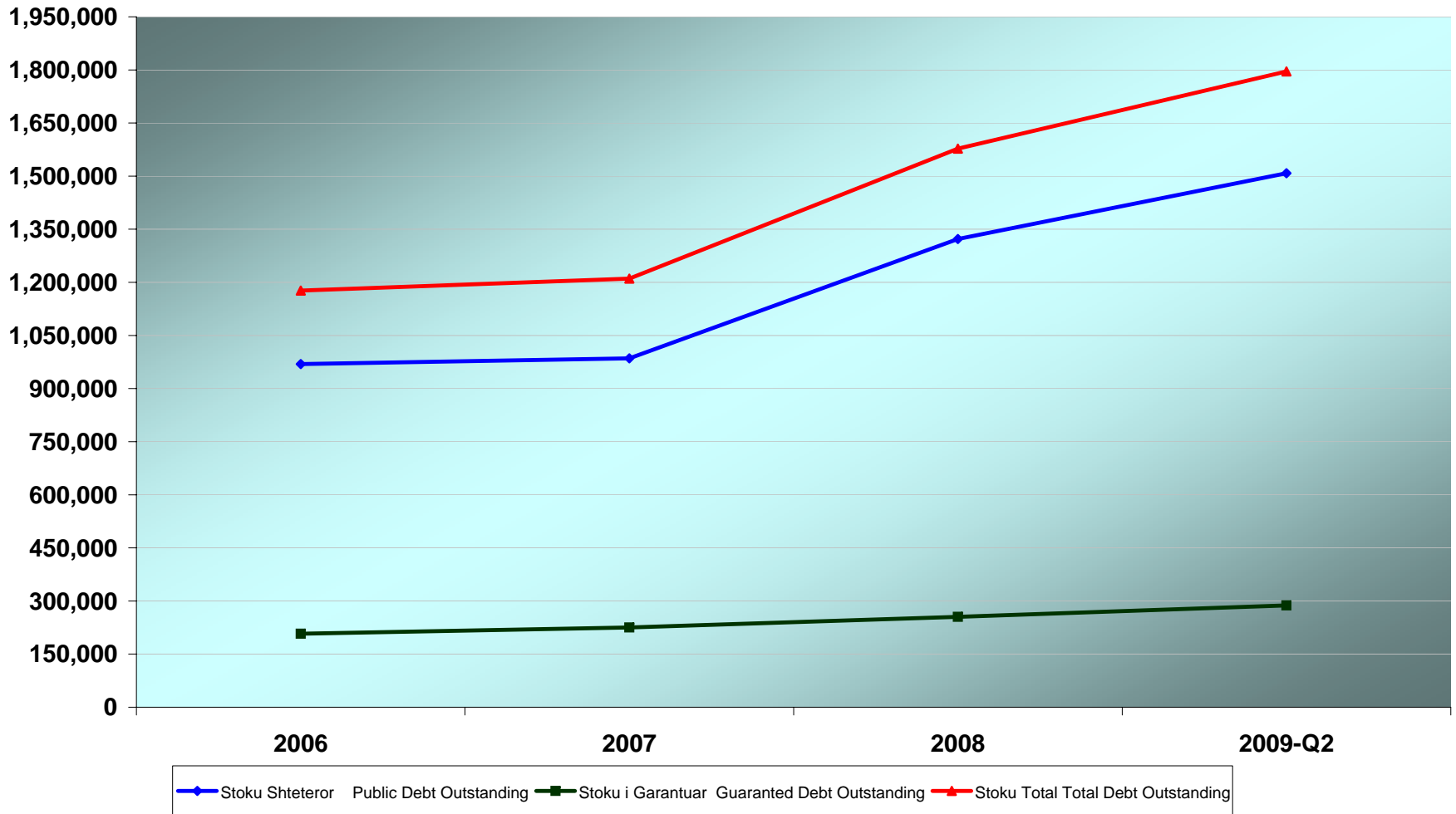
Sipas kreditoreve	2007	2008	2009-Q2	By Creditors
-Shumepalesh (I)	82,977.59	67,728.33	39,115.04	-Multilateral (I)
EBRD	56,977.59	56,728.33	37,515.04	EBRD
EIB	26,000.00	11,000.00	1,600.00	EIB
-Dypalesh (II)	50,987.57	44,940.95	31,973.53	-Bilateral (II)
GJERMANI	34,478.94	29,819.71	16,852.29	GERMANY
ITALI	16,317.70	15,121.24	15,121.24	ITALY
KOREA	190.93	-	-	SOUTH KOREA
GJITHSEJ (I+II)	133,965.16	112,669.28	71,088.57	TOTAL (I+II)

***) Deri me 30.06.2009

***) As of June 30, 2009

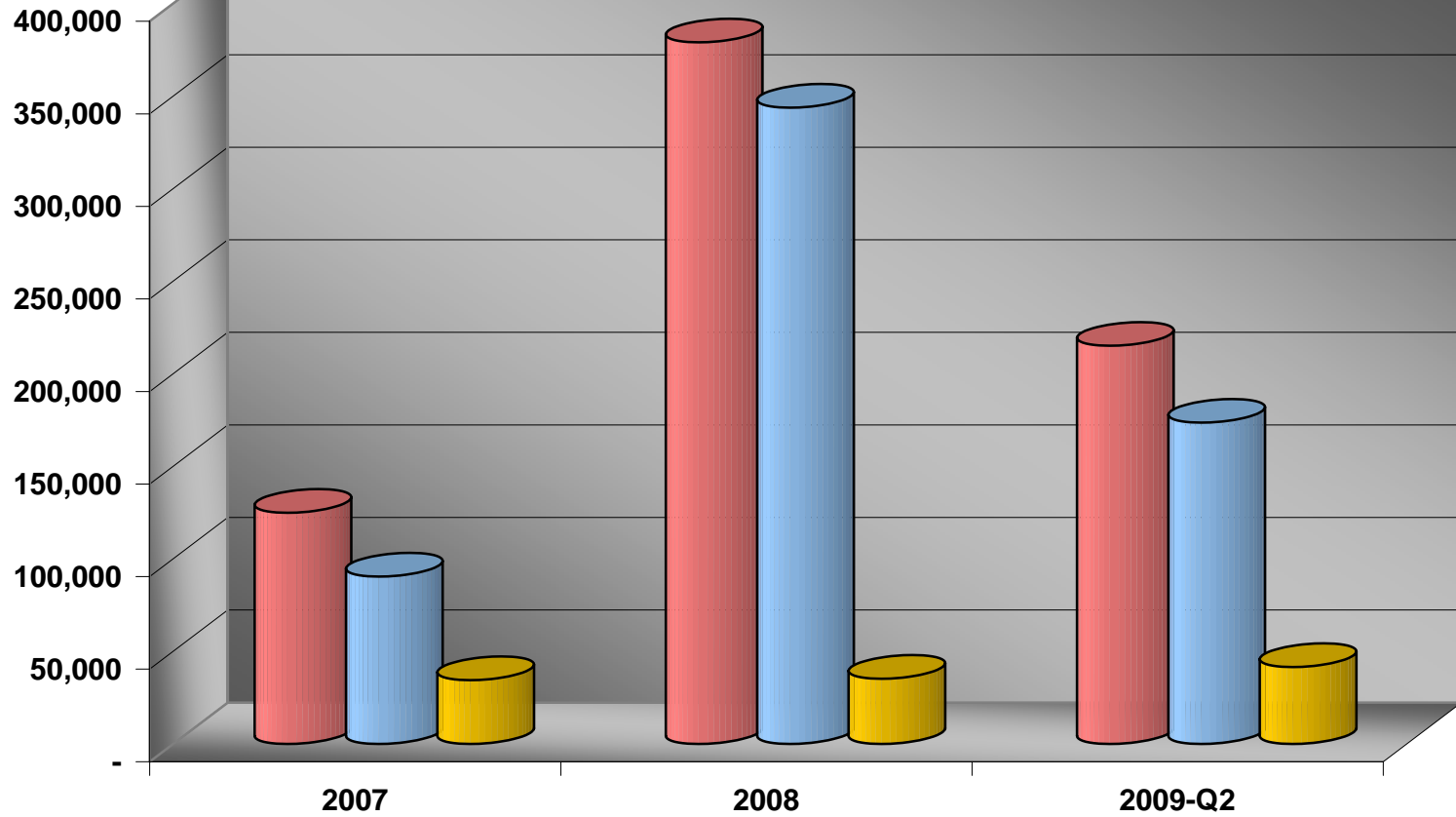
Euro'000

Paraqitja Grafike e Ecurise se Stokut te Borxhit te Jashtem External Debt Outstanding



Ecuria e Disbursimeve te Borxhit te Jashtem External Debt Drawings

Euro'000



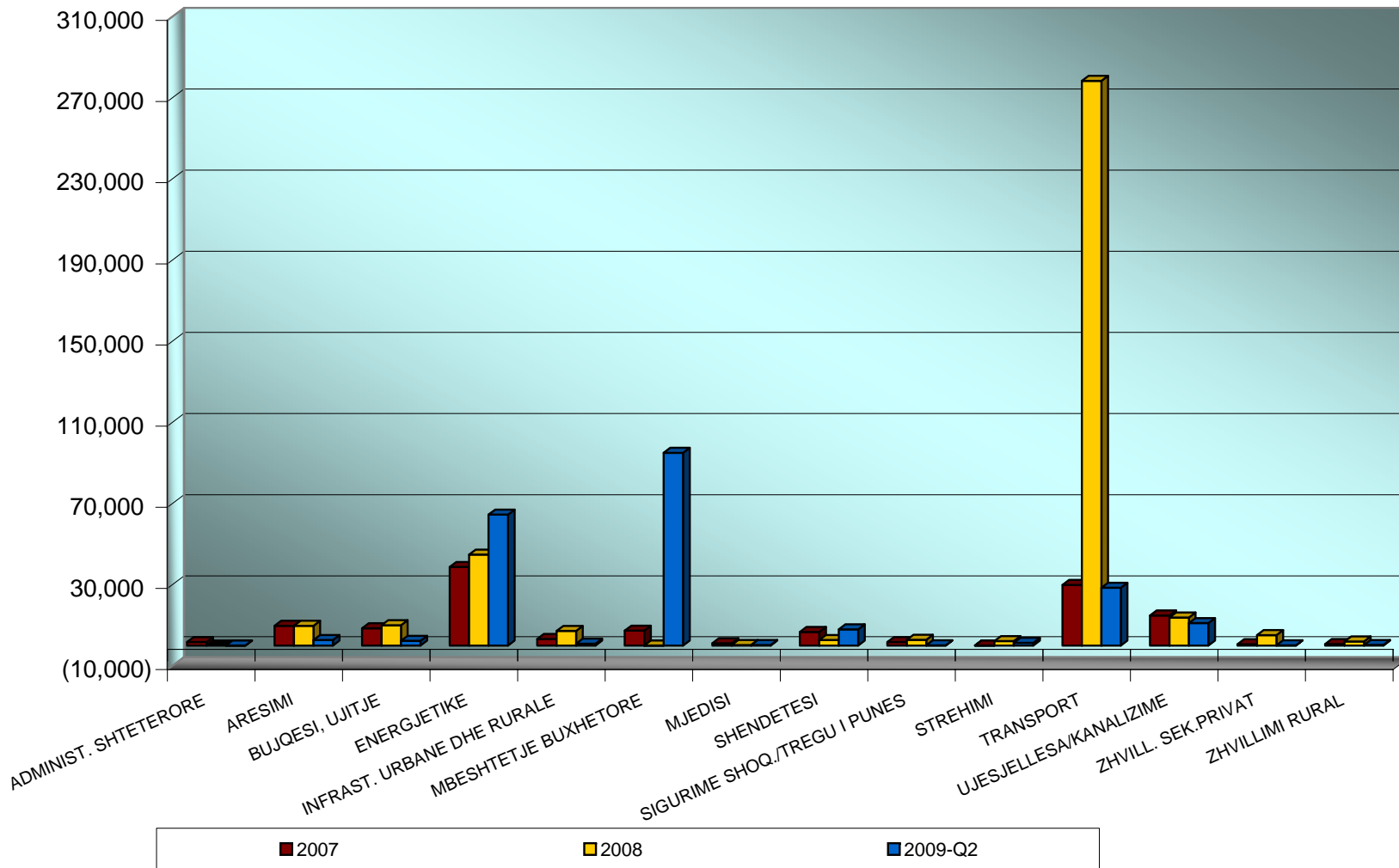
■ Disbursime Total Total Drawings

■ Shtetedor Public Debt

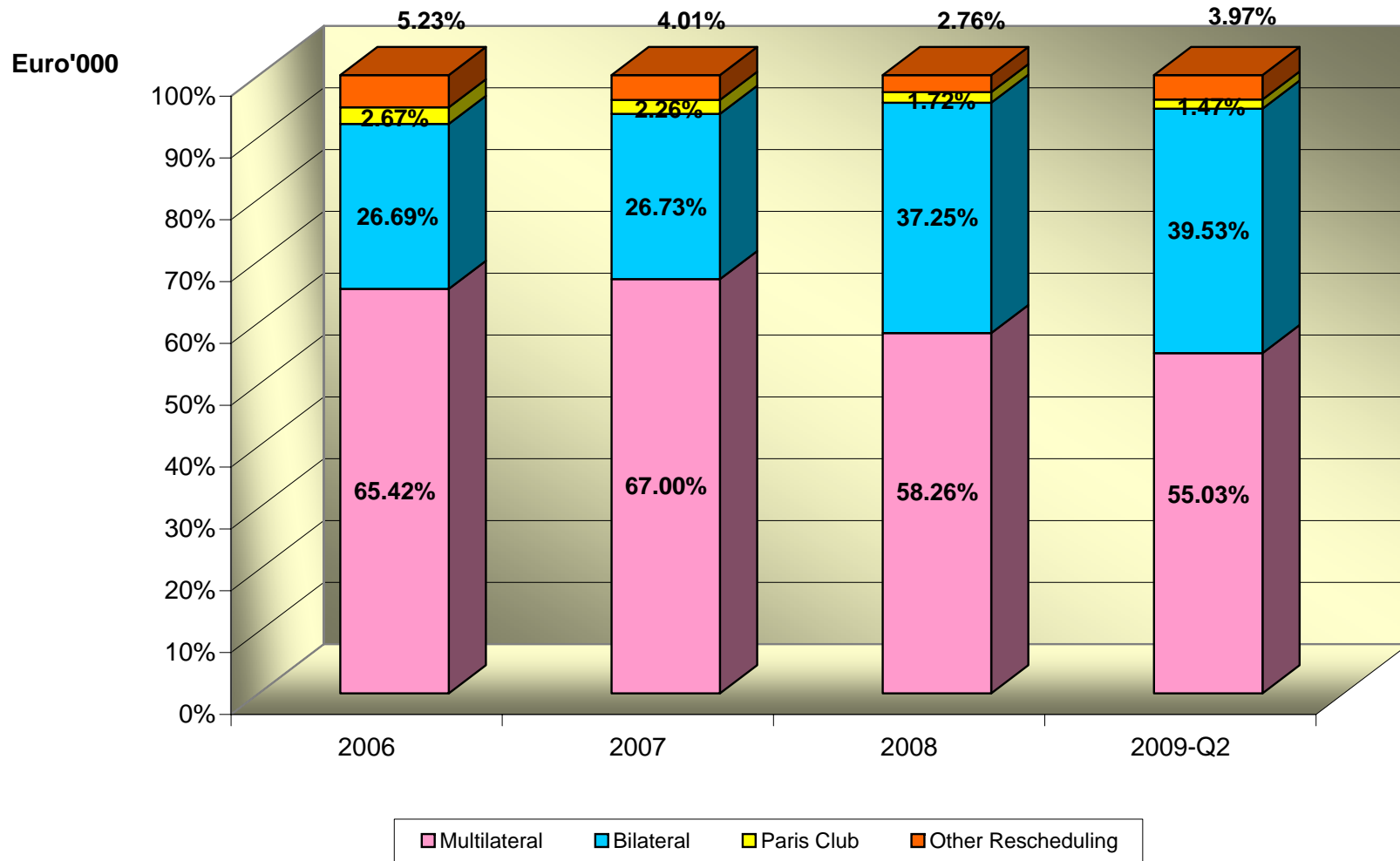
■ Garanci Guaranteed

Disbursimet e Borxhit te Jashtem sipas Sektoreve Ekonomike
External Debt Drawings by Economic Sectors

Euro'000

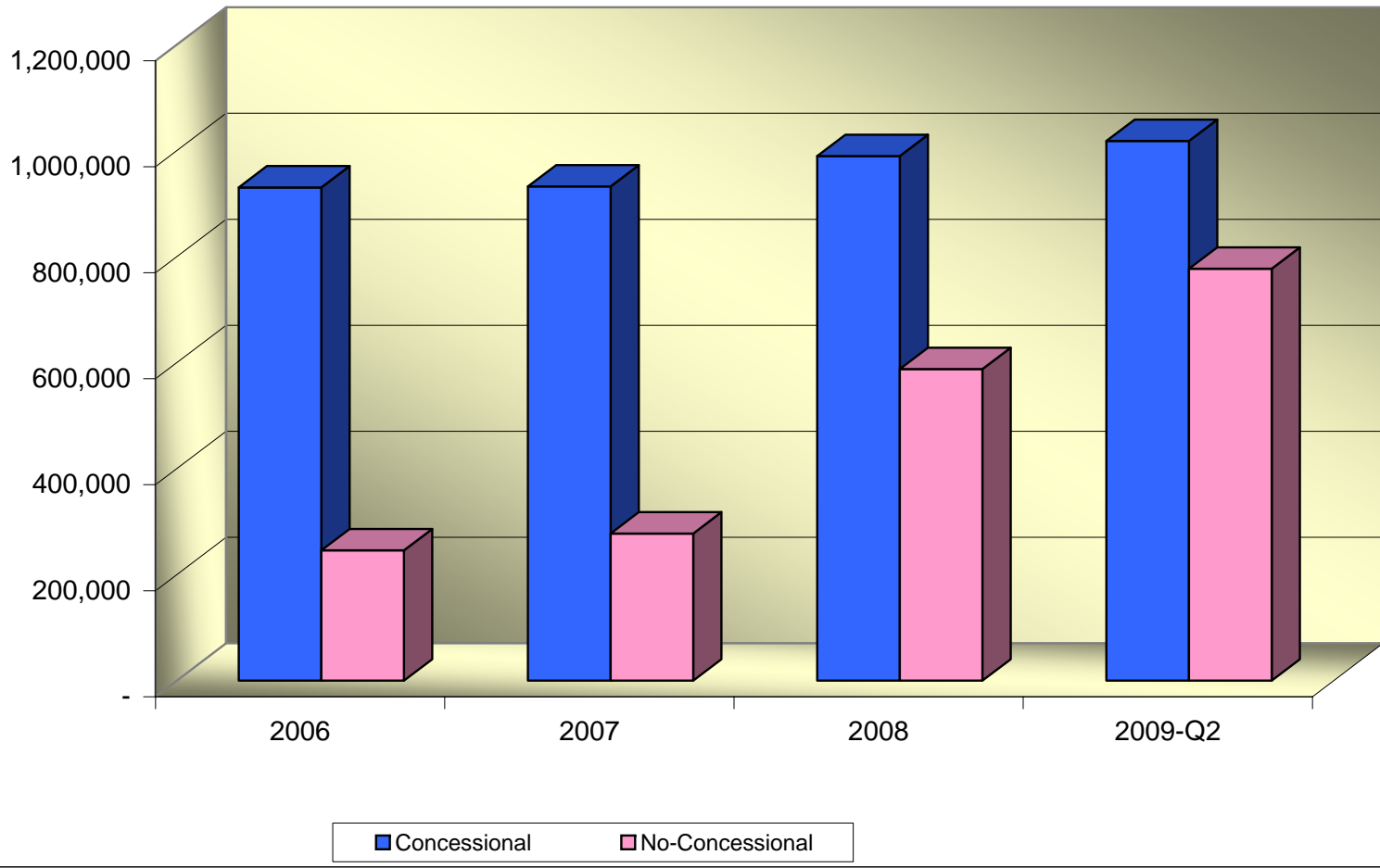


Stoku i Borxhit te Jashtem sipas Llojit te Kreditorit
Debt Outstanding by Creditor Type



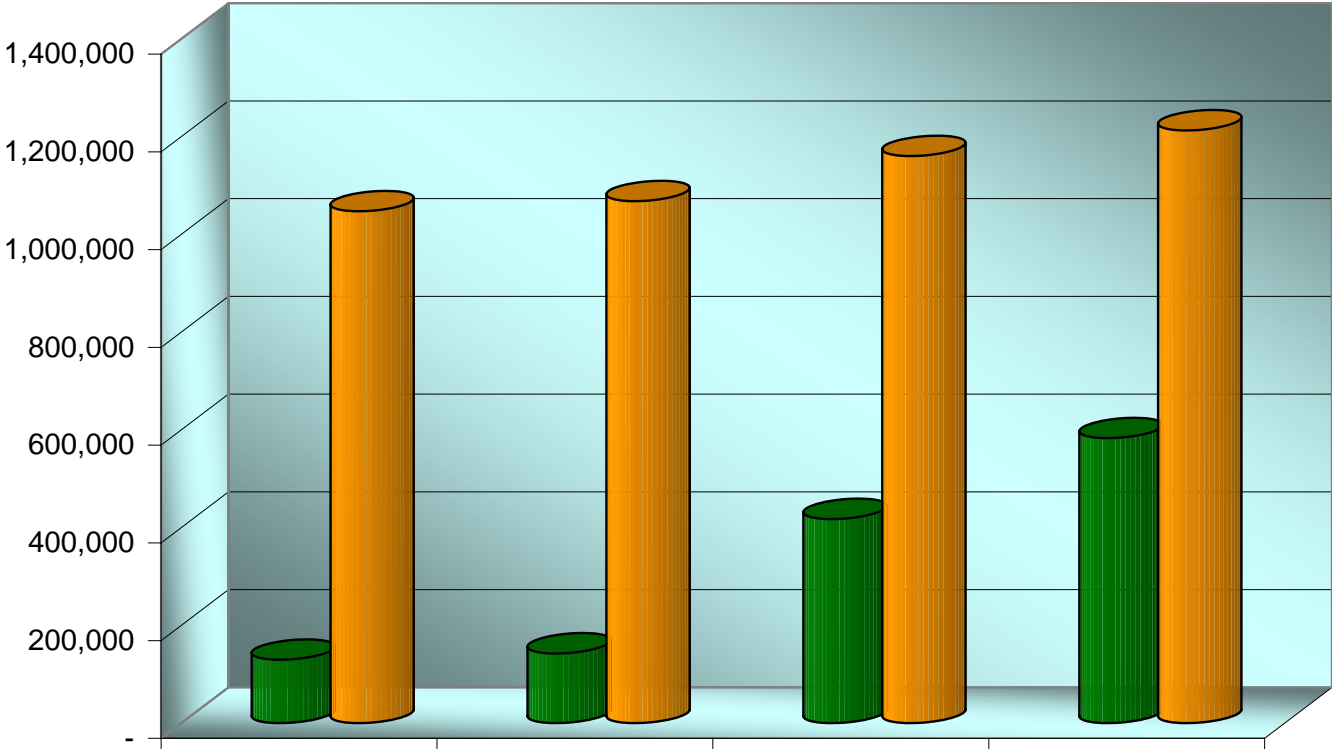
Stoku i Borxhit te Jashtem sipas Koncesionalitetit Debt Outstanding by Concessionality

Euro'000



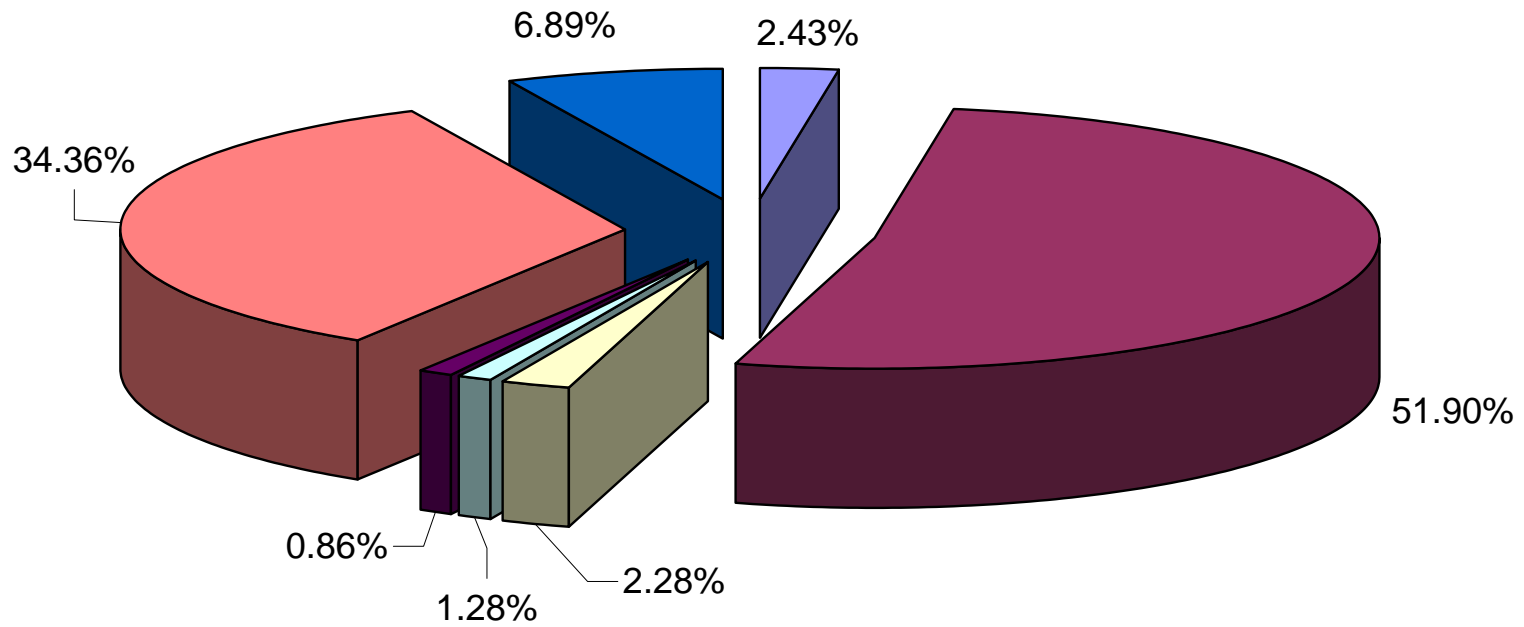
Stoku i Borxhit te Jashtem sipas Llojit te Interesit
Debt Outstanding by Interest Type

Euro'000



■ Int. Variabel ■ Int. Fix

Stoku i Borxhit te Jashtem sipas Monedhave (2009-Q2)
External Debt Outstanding by Currency (2009-Q2)



■ ACU ■ EUR □ JPY □ KWD ■ KRW ■ SDR ■ USD